






Mary




Name: _____

i can BUILD NEW WORDS en, et and ed words

Cut out the flower letter cards. Say the word of each picture. Build a new word with the letter cards. Draw the picture,

say	change	build a new word	draw
	j to w	<div></div> <div></div> <div></div>	
	h to m	<div></div> <div></div> <div></div>	
	b to r	<div></div> <div></div> <div></div>	
	p to t	<div></div> <div></div> <div></div>	
	v to p	<div></div> <div></div> <div></div>	








Name: _____

Sound it out

Say the name of each picture, color the beginning, middle and ending sounds. Write the word.




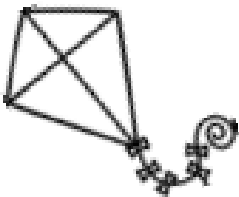

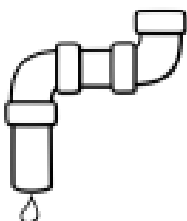


picture	color	write
	<div>r u g</div> <div>d o n</div>	<hr/> <hr/> <hr/>
	<div>h e n</div> <div>r a m</div>	<hr/> <hr/> <hr/>
	<div>b o t</div> <div>p u d</div>	<hr/> <hr/> <hr/>
	<div>d a t</div> <div>p e n</div>	<hr/> <hr/> <hr/>
	<div>s i b</div> <div>z a p</div>	<hr/> <hr/> <hr/>

Name: _____

Sound it out

Say the name of each picture, color each sound.
Write the word.



picture	color	write
	<div>k i d e</div> <div>c t</div>	<hr/> <hr/> <hr/>
	<div>b i k e</div> <div>d b</div>	<hr/> <hr/> <hr/>
	<div>d i b e</div> <div>p p</div>	<hr/> <hr/> <hr/>
	<div>b i f e</div> <div>f v</div>	<hr/> <hr/> <hr/>
	<div>f i l e</div> <div>v r</div>	<hr/> <hr/> <hr/>

Name: _____

Sound it out

Say the name of each picture, color each sound. Write the word.



picture	color	write
	t a d e d i p	_____ _____ _____
	p i l e f o d	_____ _____ _____
	b u n e d o p	_____ _____ _____
	k u d e c e b	_____ _____ _____
	f i l e c a k	_____ _____ _____

Name: _____

Sentence Match

Highlight the sentence that matches the picture.



I sat on the mat.

He is very mad.



The cat had a nap.

I can see a bat.



We have a big van.

Dad has a red cap.



Mom likes her bag.

I like to eat jam.



We sat in the cab.

It is a sad rat.

Name: _____

sentence scramble

Rewrite the sentences so that
they make sense.



big That is web. a

for boy a The run. went

will I on my hat. put

dog is the at vet. The

pen. Here red a is

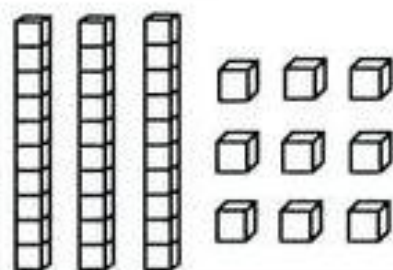
Name: _____

Making Numbers

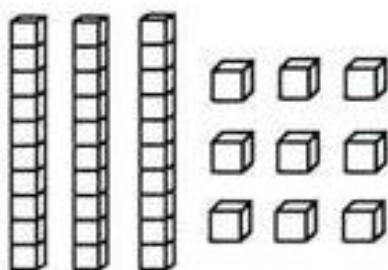
Color the blocks to make the numbers.



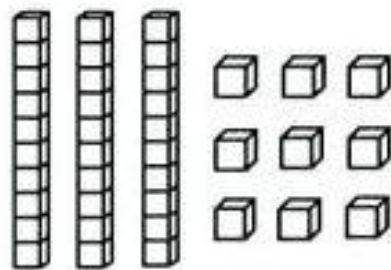
12



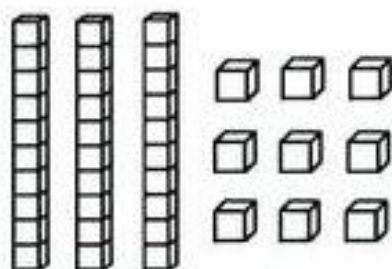
8



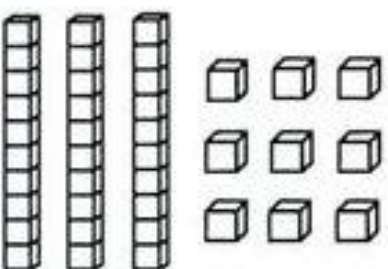
13



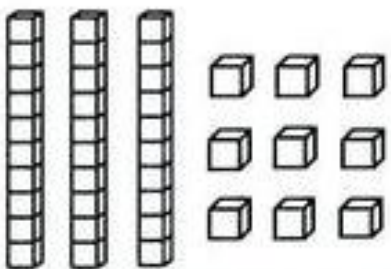
19



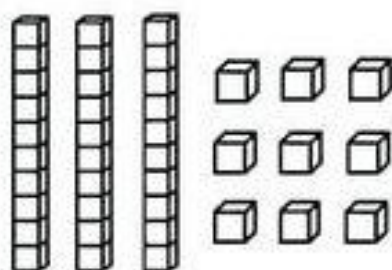
20



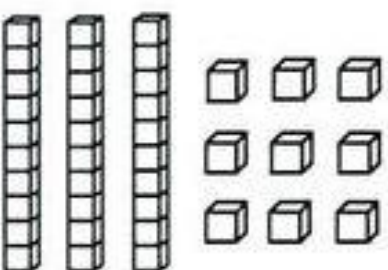
4



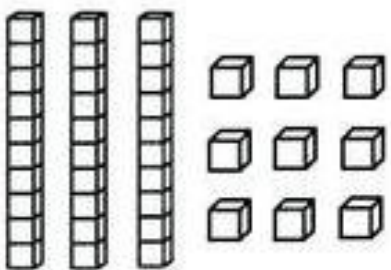
16



18



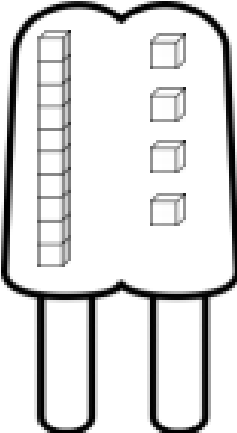
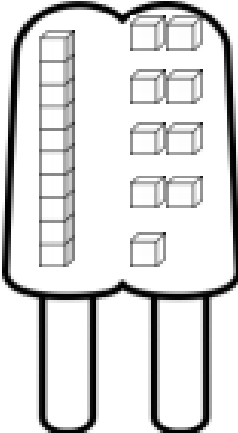
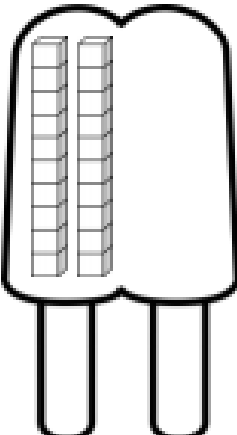
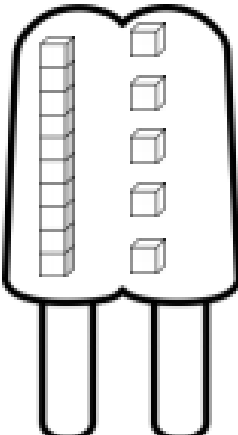
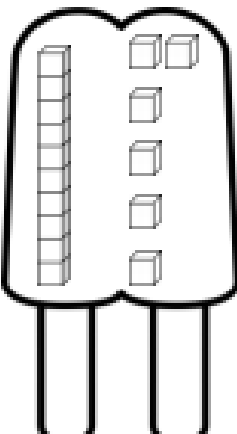
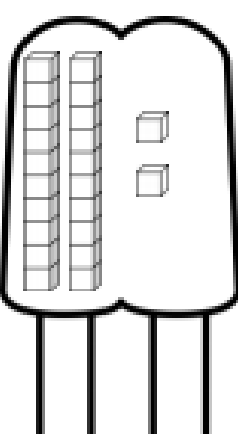
9



Name: _____

Base TEN in summer I

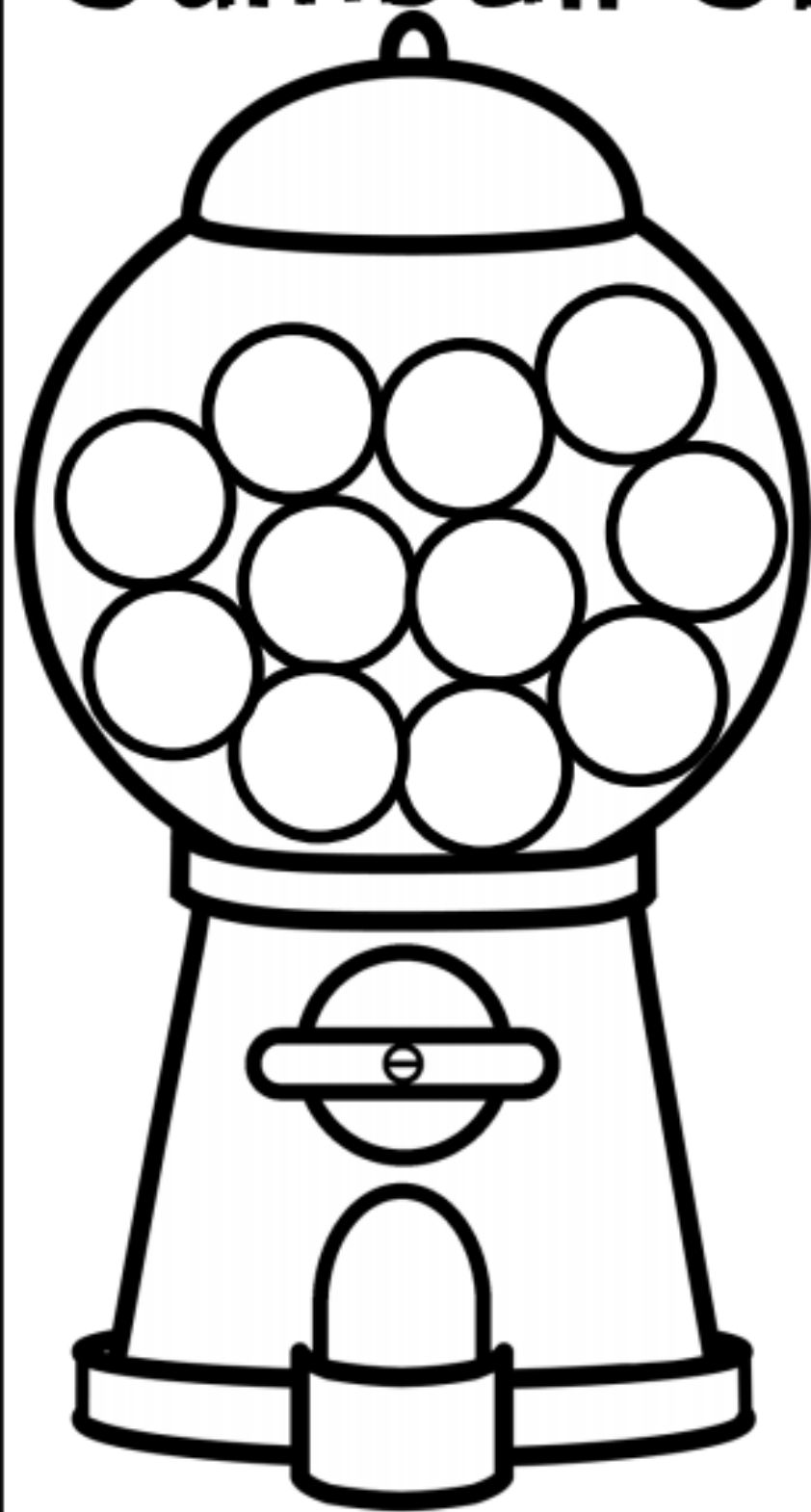
Count the base ten blocks. Write how many tens and ones. Cut out the number pictures and paste in the matching boxes.

	<table border="1"><thead><tr><th>tens</th><th>ones</th></tr></thead><tbody><tr><td> </td><td> </td></tr></tbody></table> <div data-bbox="462 598 738 840">paste here</div>	tens	ones				<table border="1"><thead><tr><th>tens</th><th>ones</th></tr></thead><tbody><tr><td> </td><td> </td></tr></tbody></table> <div data-bbox="1169 598 1445 840">paste here</div>	tens	ones		
tens	ones										
tens	ones										
	<table border="1"><thead><tr><th>tens</th><th>ones</th></tr></thead><tbody><tr><td> </td><td> </td></tr></tbody></table> <div data-bbox="462 1081 738 1323">paste here</div>	tens	ones				<table border="1"><thead><tr><th>tens</th><th>ones</th></tr></thead><tbody><tr><td> </td><td> </td></tr></tbody></table> <div data-bbox="1169 1081 1445 1323">paste here</div>	tens	ones		
tens	ones										
tens	ones										
	<table border="1"><thead><tr><th>tens</th><th>ones</th></tr></thead><tbody><tr><td> </td><td> </td></tr></tbody></table> <div data-bbox="462 1575 738 1816">paste here</div>	tens	ones				<table border="1"><thead><tr><th>tens</th><th>ones</th></tr></thead><tbody><tr><td> </td><td> </td></tr></tbody></table> <div data-bbox="1169 1575 1445 1816">paste here</div>	tens	ones		
tens	ones										
tens	ones										



Name: _____

Gumball Graphing



Choose 3 colors and color the gumballs randomly. Then, create a graph showing the gumball colors.



Draw hands on the clock face to show the time.



6:00



2:00



7:00



1:00



8:00



10:00



3:00



5:00



4:00



11:00



12:00


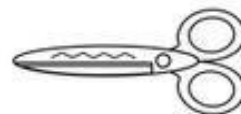
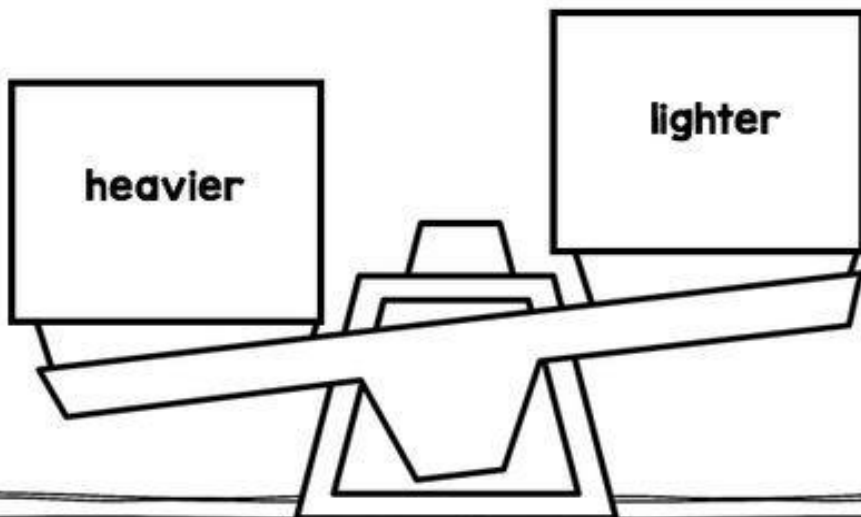
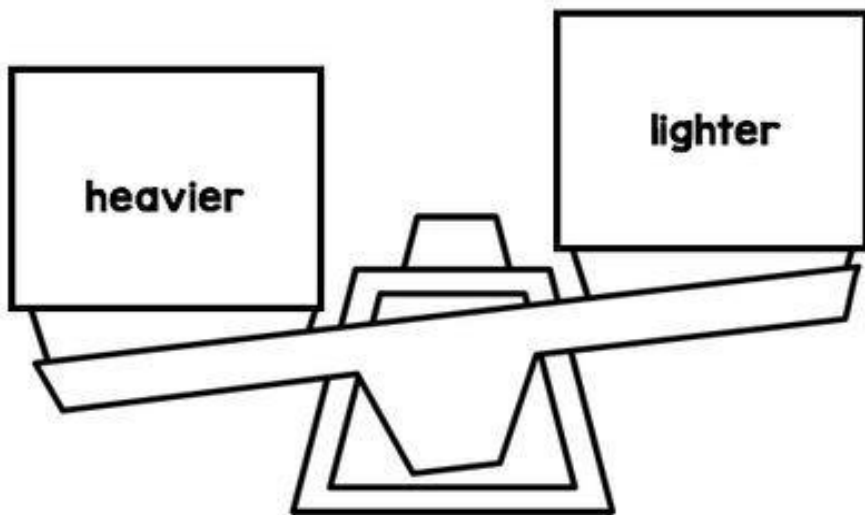
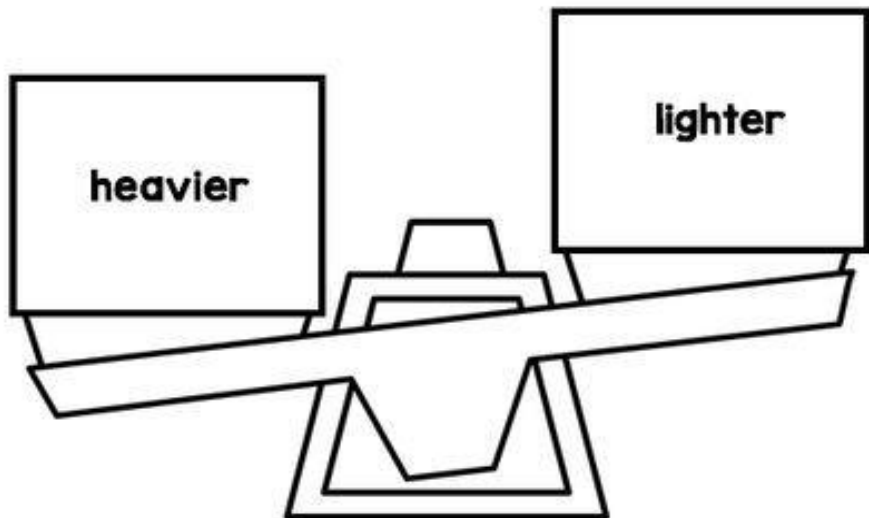


9:00

Name _____

LIGHTER *or* HEAVIER

Cut and paste the objects in the correct spot.





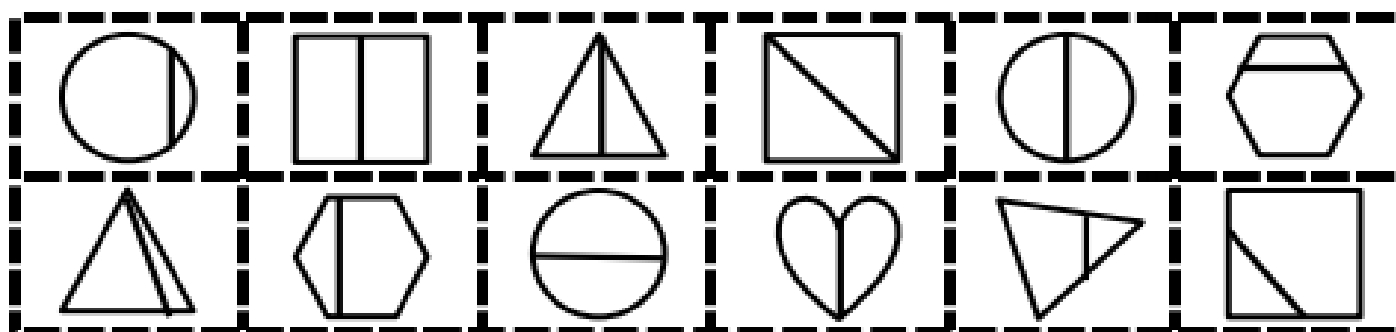
Name _____

Date _____

Cut, sort, and glue the fraction shapes.

Fraction Sort

Equal	Unequal



Name: _____

preKautism.com

Color, cut, then paste the pictures to complete each pattern!

