


The Last Supper




**Jesus said to his disciples,
“Do this in remembrance of me.”**


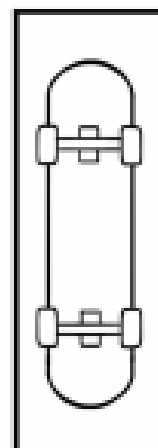
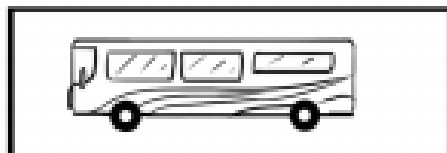
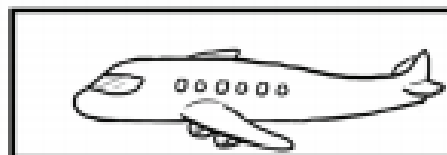



Palm Sunday




Will it fit?



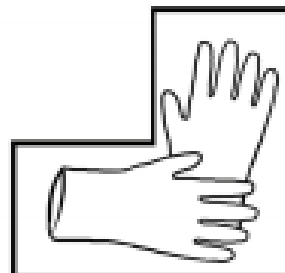

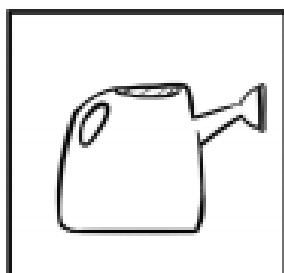

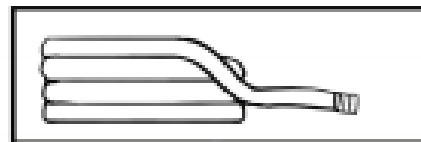
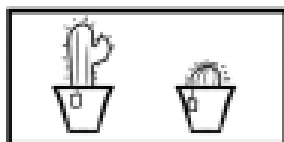
Cut out the shapes below and place them inside the dotted line area in the toy chest above. Try turning some shapes around to see if they'll fit!



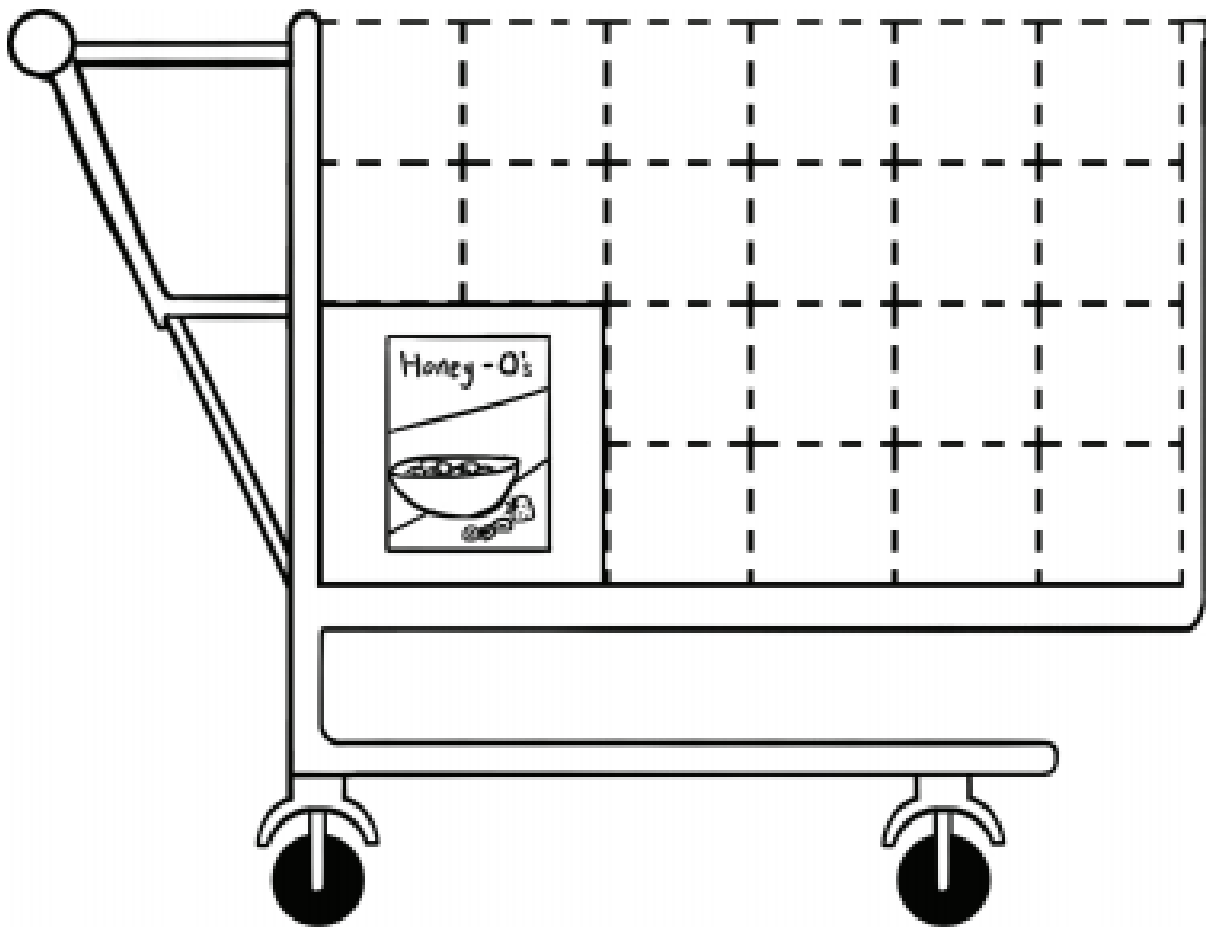
Will it fit?





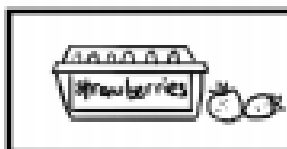
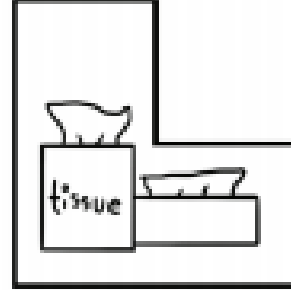
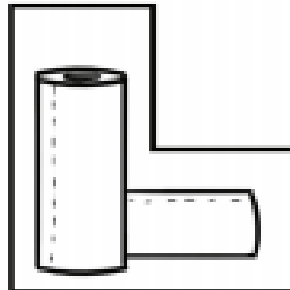
Cut out the shapes below and place them inside the dotted line area in the cart trunk above. Try turning some shapes around to see if they'll fit!




Will it fit?



Cut out the shapes below and place them inside the dotted line area in the shopping cart above. Try turning some shapes around to see if they'll fit!





Money Practice

Count the coins. Fill in the circle next to the correct answer.



☐ 26¢

☐ 93¢


☐ 62¢



☐ 38¢

☐ 12¢

☐ 63¢



☐ 93¢

☐ 88¢

☐ 76¢



☐ 41¢

☐ 67¢

☐ 83¢



☐ 8¢

☐ 13¢

☐ 18¢



☐ 29¢

☐ 24¢

☐ 21¢



☐ 92¢

☐ 82¢

☐ 72¢



☐ 71¢

☐ 28¢

☐ 31¢

Beginning

DRAW THE STORY

It's time to set your imagination free and complete the story below. How did the story begin? What will the ending be? It's all up to you, so take out your favorite drawing supplies and have fun!

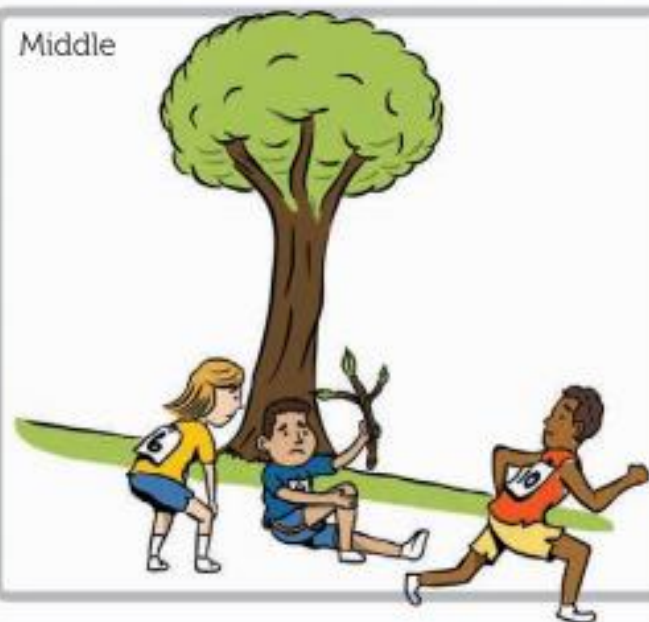
Middle



Middle



Middle



End

Opposites

Draw a line connecting the pictures which are opposites.



happy



cold



quiet



day



empty



noisy



night



sad



hot



full

COLOR BY SUM

Add. Then color all the sums using the color key below.

1 = Green

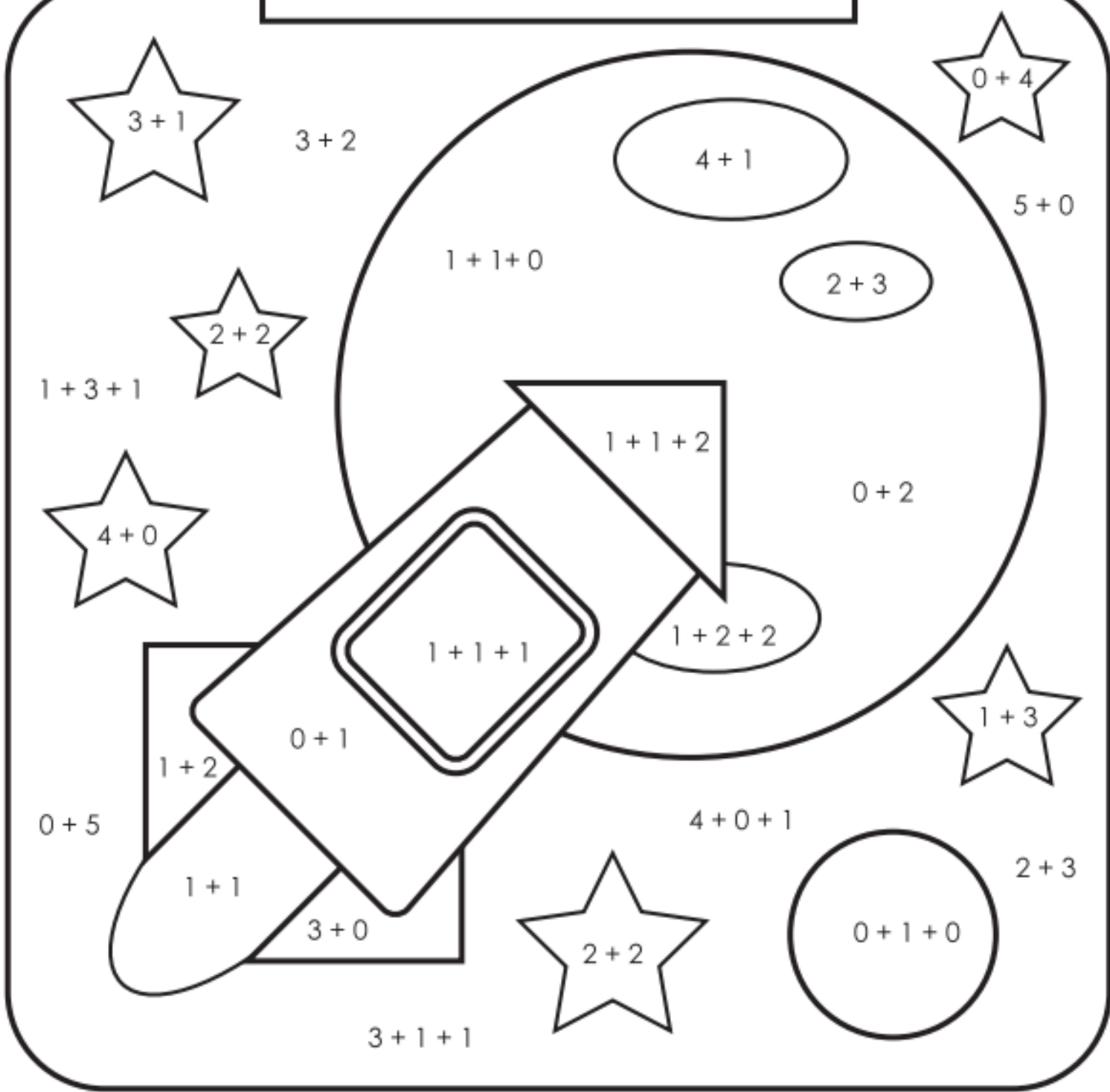
2 = Red

3 = Blue

4 = Yellow

5 = Black

ROCKET TO MARS




Story Sequencing



Name: _____

Date: _____



Look at each group of pictures and decide what happened. Fill in the bubble next to the best answer.



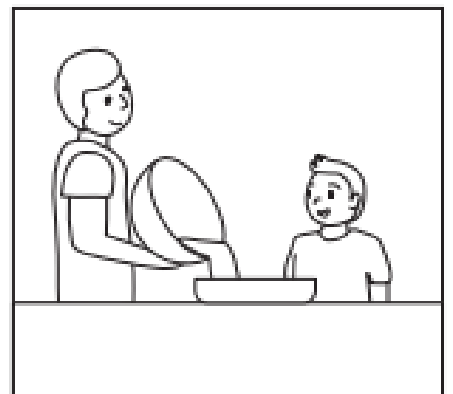
- ☐ The sun was shining on the farm.
- ☐ The farmer planted seeds and the seeds grew into plants.
- ☐ The farm is a fun place to work.



- ☐ The kids got out their bikes and went for a ride.
- ☐ The bikes were broken and the kids were sad.
- ☐ The kids were looking for their bikes.




- ☐ The boy and his dad are playing a game outside.
- ☐ The boy is eating a cake.
- ☐ The boy and his dad are making a cake.



Choose the Caption

Billy the bookworm needs help understanding the stories below using the illustrations. Look at each illustration. Describe what is going on in the picture. Color in the bubble next to the correct answer.

1.



- ☐ The cat is sleeping.
- ☐ The cat is playing.
- ☐ The cat is chasing a mouse.
- ☐ The cat is running from a dog.

2.



- ☐ The sloth is in a car.
- ☐ The sloth is at school.
- ☐ The sloth is at the library.
- ☐ The sloth is in a tree.

3.



- ☐ The princess is cleaning.
- ☐ The princess is eating.
- ☐ The princess is kissing a toad.
- ☐ The princess is driving.

4.



- ☐ The king is reading.
- ☐ The king is crying.
- ☐ The king is writing.
- ☐ The king is laughing.

Goldilocks and the Three Bears Storyboard

The story is mixed up! Look at the pictures and read the words to put the story back in order again.

Bonus Activity: Color in Goldilocks and the Three Bears.



The three bears came home and saw their house was a mess!



Goldilocks woke up and saw the three bears looking at her. She ran away and won't bother them again!



The three bears found Goldilocks in Baby bear's bed. They were upset.



Goldilocks explored the three bears house and tried some porridge. Baby bear's porridge was just right.



The three bears left their house and went for a walk.






Goldilocks was tired and wanted to take a rest. Baby bear's bed was perfect.



Reading Log

1. Read a book by yourself or with a grown up.
2. Choose one of the questions to discuss with mom or dad and color that box.
3. Repeat until all boxes are colored.
 - a. You can do just one, or more than one each day.



How did the story end?	Who is your favorite character? 	Is this book like any other book you have read? Which one?
How does the main character feel in this book?	Which words in the book were tricky?	Where does the story take place (the setting)?
What is your favorite part of the story? 	What is the big problem in the story? How is it solved?	What did you learn from reading this book?
What friend or family member might like this book?	When does the story take place (the setting)?	At the end, did any characters change from how they felt at the beginning?
What is your favorite picture in the book?	What did the author want you to learn?	What surprised you in the book?